

# State of Hawai'i Department of Human Services



Med-QUEST Division

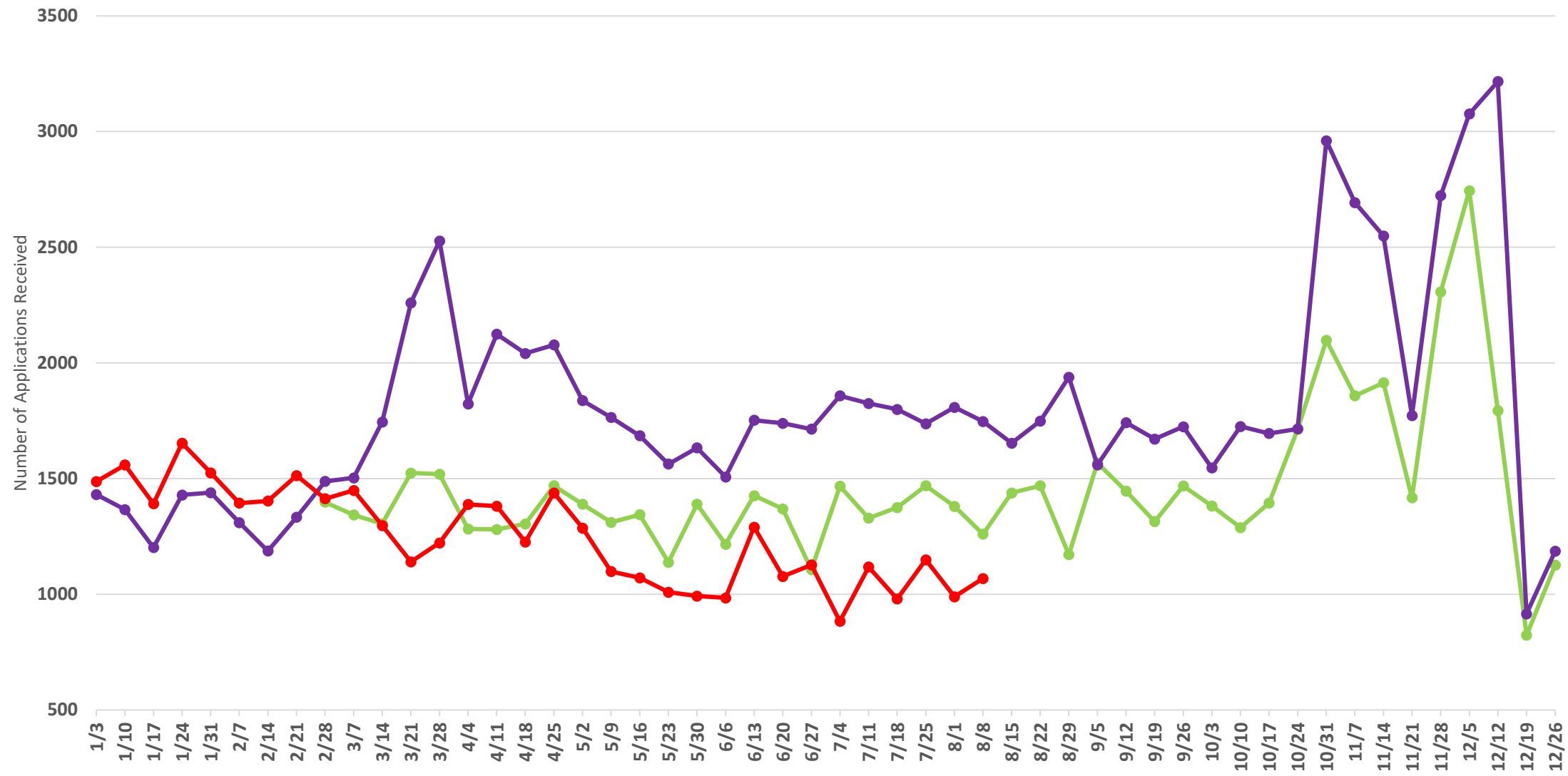
Application and Enrollment Data Update

8/16/2021

Increase in weekly applications received by County from the year before the pandemic (March 2019 – February 2020) compared to the period since March 2020

| County    | Average Weekly Application Count Year Before Pandemic | Average Weekly Application Count Since March 2020 | Average Percentage Increase in Applications |
|-----------|---|---|---|
| Honolulu  | 884   | 995   | 13%   |
| Maui      | 198   | 256   | 29%   |
| Hawai'i   | 264   | 258   | -2%   |
| Kaua'i    | 89  | 108   | 22%   |
| Statewide | 1,435   | 1,618   | 13%   |

# Hawai'i Medicaid Applications Received Per Week


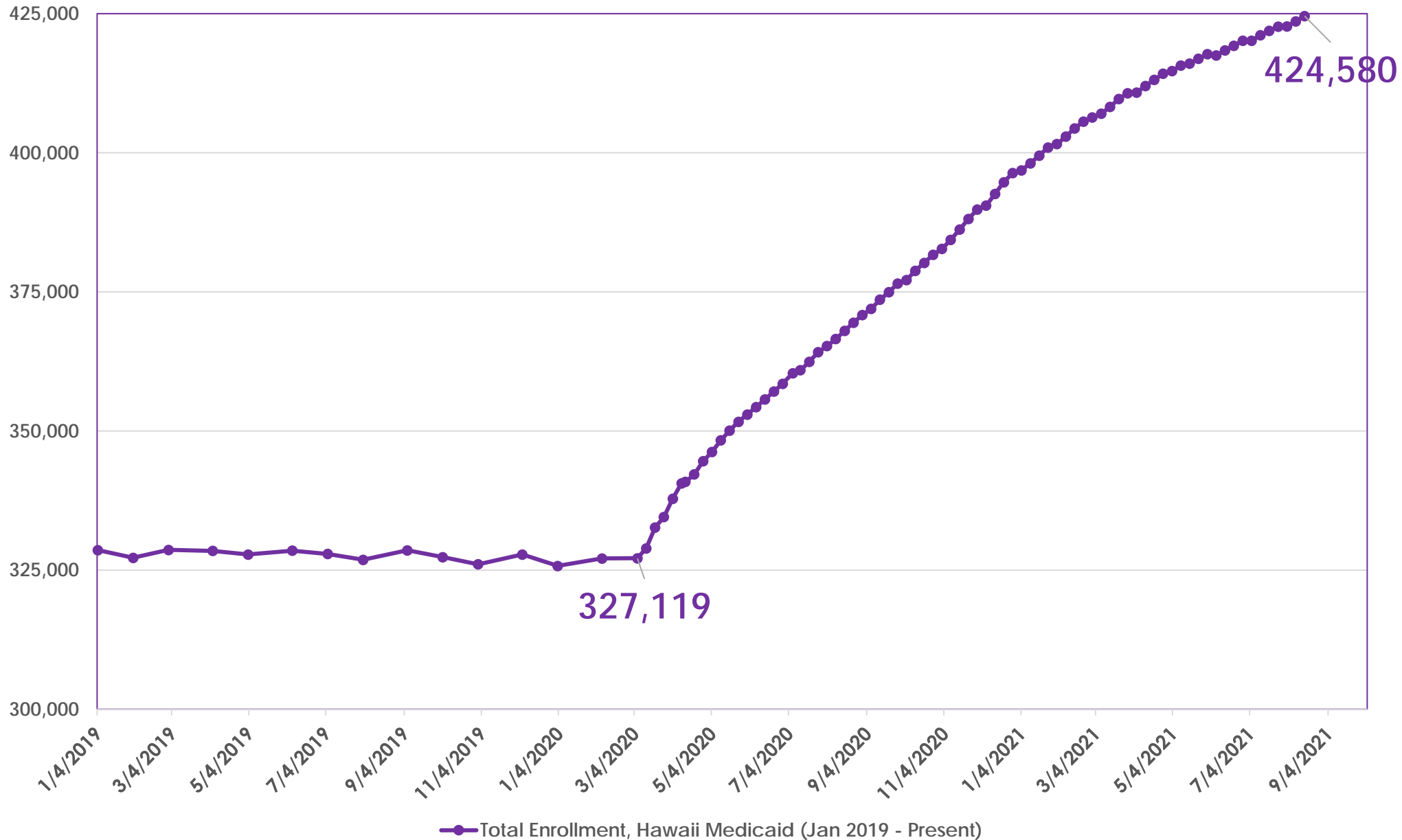


— 2019 — 2020 — 2021

Application increase in Nov-Dec reflects additional application activity due to the Federal Marketplace open enrollment period.

# Hawai'i Medicaid Monthly Enrollment: January 2019 to present

## 97,461 New Enrollments since 3/6/2020 (30% Increase)



Current Medicaid enrollment by  
County and Percentage increase  
in enrollments since March 6, 2020

25,725  
33% increase

257,870  
30% increase

54,373  
36% increase

86,612  
24% increase

## Since March 6, 2020:

Total Medicaid Applications Received:  
**121,876**

Total New Medicaid Enrollments:  
**97,461**

Percentage of Applications Eligible for Medicaid:  
**80%**